

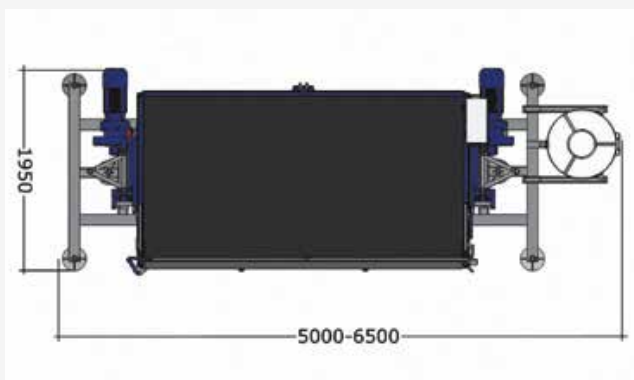
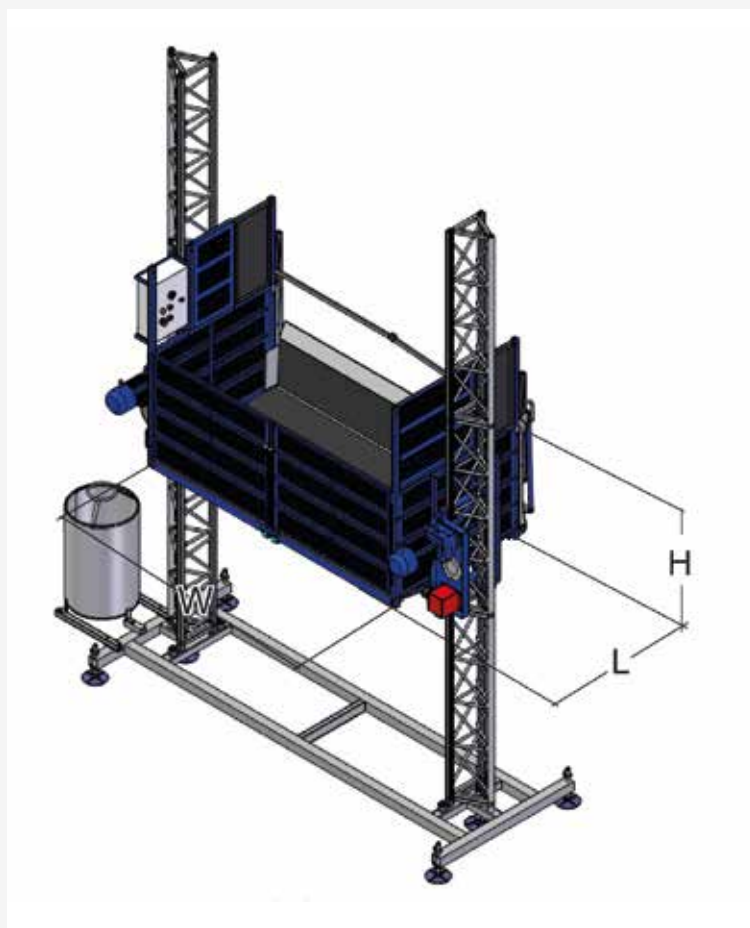


PIATTAFORMA DI TRASPORTO

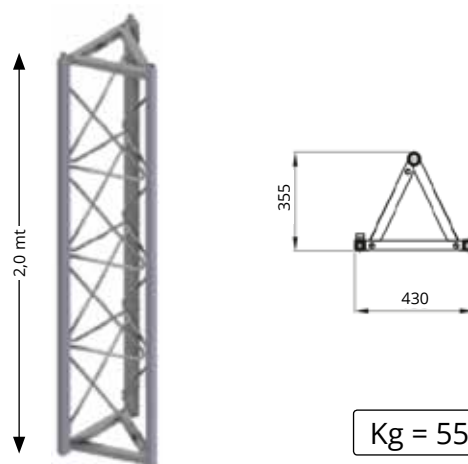
Transport platform | Plate-forme de transport

DELTA
MC/PC
TWIN MAST

DELTA MC/PC TWIN MAST



Traliccio triangolare - Triangular mast - Mât triangulaire



DATI TECNICI	TECHNICAL DATA	DONNEES TECHNIQUES	DELTA MC/PC TWIN MAST	
			3.0	4.5
N° colonne	N° of masts	N° de mâts	2	
Numero massimo di persone	Max number of personnel	Nombre de personnes admises	8	
Portata max.	Max payload	Charge utile maximale	2.100 daN	1.800 daN
Altezza max. colonna	Max column height	Hauteur maxi de la colonne	≈ 100 m	
Interasse max. ancoraggi	Max distance between anchors	Entraxe maxi entre les ancrages	6,0 m	
Dimensioni piano di carico (WxLxH)	Loading surface dimensions (WxLxH)	Dimensions de la surface de chargement (WxLxH)	3,00 x 1,50 x 1,10 m	4,50 x 1,50 x 1,10 m
Potenza nominale	Rated power	Puissance nominale	2 x 4.0 Kw	
Alimentazione	Power supply	Alimentation électrique	220÷240 / 380÷420 Vac 50Hz	
Corrente di spunto	Inrush current	Courant de démarrage	100 A	
Velocità di esercizio MC-PC	MC-PC operating speed	Vitesse de travail MC-PC	12 m/min	

