

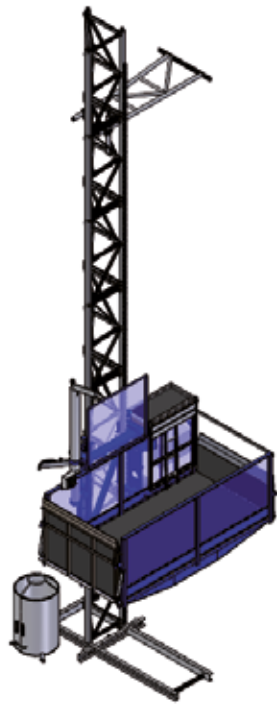


# MONTACARICHI DA CANTIERE

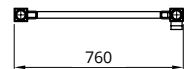
Material Hoist | Élévateur à crémallère

**ZENITH**  
MC

# ZENITH MC

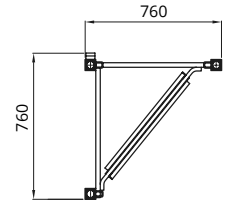



Traliccio piatto - Flat mast - Mât plat

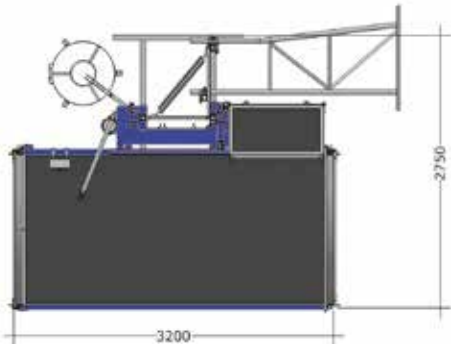


Kg = 50

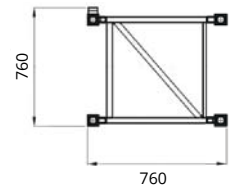

Traliccio triangolare - Triangular mast - Mât triangulaire



Kg = 80



Traliccio quadrato - Square mast - Mât carré



Kg = 135

DATI TECNICI	TECHNICAL DATA	DONNEES TECHNIQUES	ZENITH MC	
			1500	2000
Portata max.	Max payload	Charge utile maximale	1500 daN	2000 daN
N° massimo di passeggeri	Max n° of passengers	N° de passagers admises	8	
Altezza max. colonna	Max column height	Hauteur maxi de la colonne	≈200m	
Interasse max. ancoraggi	Max distance between anchors	Entraxe maxi entre les ancrages	9 m	
Dimensioni piano di carico (WxLxH)	Loading surface dimensions (WxLxH)	Dimensions de la surface de chargement (WxLxH)	3,00 x 1,50 x 1,10 m	
Potenza nominale Inverter	Frequency converter rated power	Inverter puissance nominale	9,2 Kw	2 x 7,5 Kw
Alimentazione	Power supply	Alimentation électrique	220÷240 / 380÷420 Vac 50Hz	
Corrente di spunto	Inrush current	Courant de démarrage	105 A	195 A
Velocità di esercizio MC-PC	MC-PC operating speed	Vitesse de travail MC-PC	24 m/min	

