

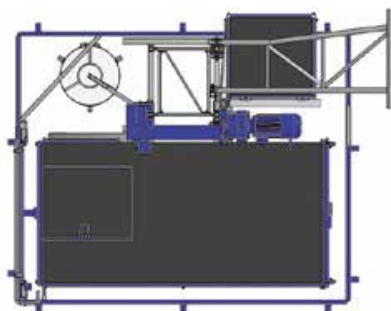


ASCENSORE DA CANTIERE PER PERSONE E COSE

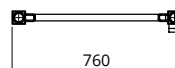
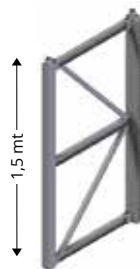
Passenger and material hoist | Ascenseur de chantier
pour personnes et matériaux

ZENITH
AS

ZENITH AS



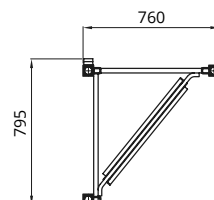
Traliccio piatto - Flat mast - Mât plat



Kg = 50

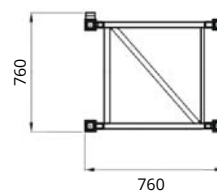



Traliccio triangolare - Triangular mast - Mât triangulaire



Kg = 90

Traliccio quadrato - Square mast - Mât carré



Kg = 135

DATI TECNICI

TECHNICAL DATA

DONNEES TECHNIQUES

ZENITH AS

Portata max.	Max payload	Charge utile maximale	1.300 daN	1.500 daN	2.000 daN	2.500 daN
N° massimo di passeggeri	Max n° of passengers	N° de passagers admises	14	16	20	22
Altezza max. colonna	Max column height	Hauteur maxi de la colonne	≈200m			
Interasse max. ancoraggi	Max distance between anchors	Entraxe maxi entre les ancrages	9 m			
Dimensioni piano di carico (WxLxH)	Loading surface dimensions (WxLxH)	Dimensions de la surface de chargement (WxLxH)	1,50 x 3,00 x 2,30 m			
Ingombro a terra	Ground dimension	Dimension de la base	3,00 x 3,90 m			
Potenza nominale	Rated power	Puissance nominale	2 x 7,5 Kw	2 x 9,2 Kw	3 x 7,5 Kw	3 x 11,0 Kw
Alimentazione	Power supply	Alimentation électrique	220÷240 / 380÷420 Vac 50Hz			
Corrente di spunto	Inrush current	Courant de démarrage	195 A	210 A	295 A	420 A
Velocità di esercizio	Operating speed	Vitesse de travail	38,0 m/min		45,0 m/min	

