

# ZENITH MC

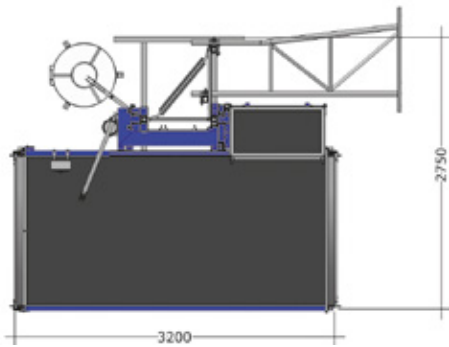
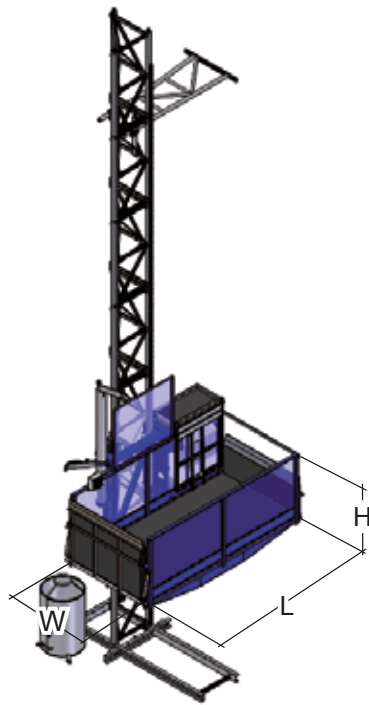
 MONTACARICHI DA CANTIERE

 MATERIAL HOIST

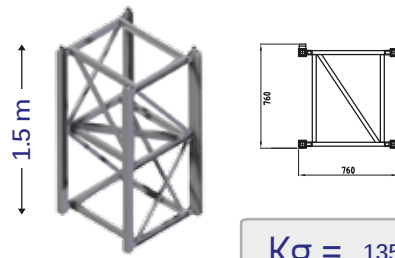
 ÉLÉVATEUR À CRÉMAILLÈRE



# ZENITH MC

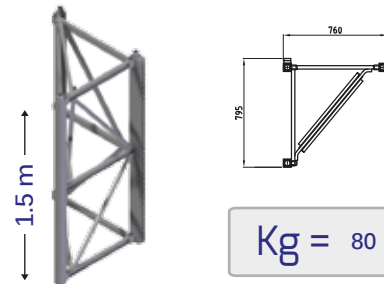


**Traliccio quadrato**  
Square mast - Mât carré



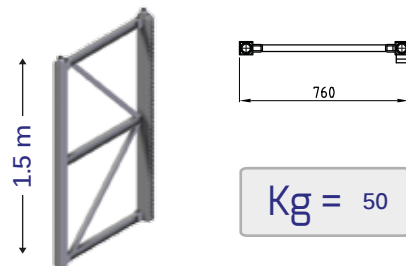
**Kg = 135**

**Traliccio triangolare**  
Triangular mast / Mât triangulaire



**Kg = 80**

**Traliccio piatto**  
Flat mast / Mât plat



**Kg = 50**

DATI TECNICI	TECHNICAL DATA	DONNÉES TECHNIQUES	ZENITH MC 1500	ZENITH MC 2000
Portata massima	Max payload	Portée maximale	1500daN	2000daN
Numero massimo di persone	Max number of personnel	Nombre de personnes admises	8	8
Altezza massima	Max height	Hauteur maximale	200.0m	200.0m
Distanza ancoraggi	Tie distance	Distance entre les ancrages	9.0m	9.0m
Dimensioni cabina (LxWxH)	Cabin dimensions (LxWxH)	Dimensions cabine (LxWxH)	3.0x1.5x1.1m	3.0x1.5x1.1m
Potenza nominale	Rated power	Puissance nominale	9.2Kw	2x7.5Kw
Alimentazione	Power supply	Alimentation	220÷240/380÷420V 50Hz	220÷240/380÷420V 50Hz
Corrente di spunto	Inrush current	Courant de démarrage	105A	195A
Velocità di sollevamento	Travelling speed	Vitesse de levage	12.0m/min	12.0m/min